



### Constant Voltage Dimmable Driver

Model: FV60W24CG 1-10



Model	Input Current	Input Power	PF	Output Power Range	Output Voltage	Output Current	Efficiency
FV60W24CG 1-10	≤0.38A	≤68W	≥0.95	0-60W	24	0-2500mA	≥88%

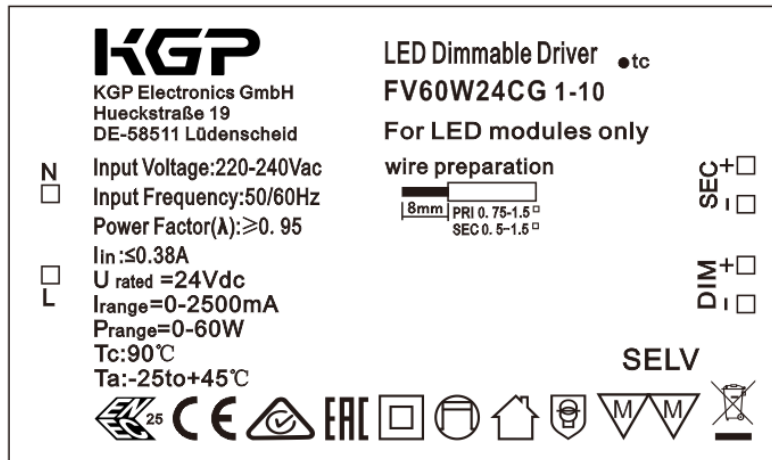
\* Test result @220V, 50Hz, Full Load.

### 1. Parameters

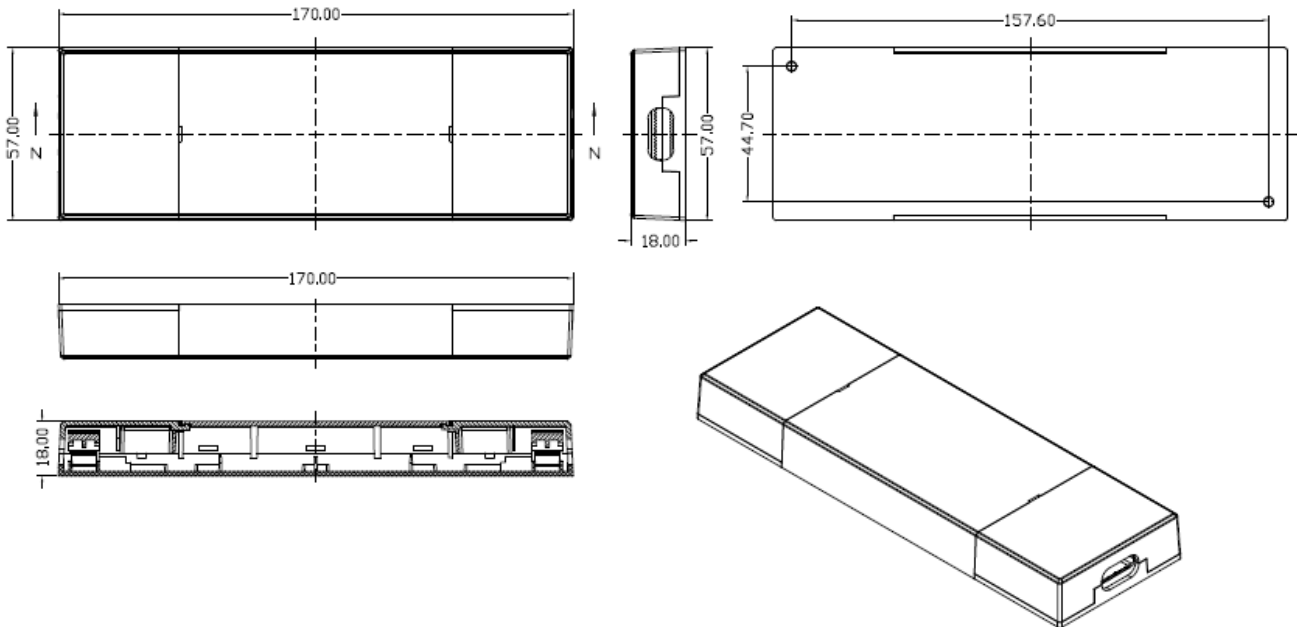
category	Item	Technical Norm
Features	Output Type	Constant Voltage
	Dimming Type	1-10V
	Output Features	Isolation
	IP Grade	IP20
	Insulation Class	Class II
Input	Rated Input Voltage	220-240VAC
	Range of Input Voltage	176-264VAC
	Frequency	50/60Hz
	Input Current	≤0.38A (220VAC, full load)
	Input Power	≤68W (220VAC, full load)
	Power Factor	≥0.95 (220VAC, full load)
	THD	≤15% (220VAC, full load)
	No-load Power Consumption	≤0.5W @240VAC ( DIM to off )
	Inrush Current	≤40A/280us (240VAC, full load)
	Connected quantity of 16A Breaker	12pcs/type B ;20pcs/type C @ 230Vac
Output	Output Voltage	24VDC+/-3%
	No Load Voltage	25VDC Max.
	Output PWM Frequency	1.3KHz
	Output Current	0 -2500mA
	Max. Output Power	60W
	Efficiency	≥88% (220VAC, full load)
	Voltage Ripple	2% (220VAC, full load (Vmax-Vmin) / (Vmax+Vmin )
	Current Accuracy	N/A
	Start up Time	≤0.5S (220VAC, full load with 1-10V dimming)
Control	PWM dimming	1-10V port PWM dimming,duty cycle should be

Method		less than 99% (0.6KHz-1.2KHz)
	1-10V (0-10V) dimming (active)	1-12V dimming voltage input
	1-10V (0-10V) dimming (passive)	1-10V dimming,200K resistor typical ( Port current 0.1mA typical)
	Dimming range	1-10V dimming: 0%-100%
Protection	Short Circuit Protection	Auto Recovery
	Overload Protection	Auto Recovery
	No-load Protection	Auto Recovery
	Insulation voltage	3750V 5mA 60S between P-S
	Insulation resistance	>4M ohm @ 500VDC
	Leakage current	< 250 μ A, I/P to PE @230V input
Environment	Ta/Operation Temperature	-25....+45°C
	Ts/Storage Temperature	-40....+85°C
	Tc/Enclosure Temperature	90°C
	Humidity	10%....90%RH
	Atmosphere	86-108KPa
Construction	Connection Method	Push-in Terminal
	Installation	Independent
	PRI Wire preparation	0.75-1.5 <sup>□</sup>
	SEC Wire preparation	0.5-1.5 <sup>□</sup>
	Dimension	170*57*18mm (L*W*H)
Standards	Certification	complied to CE ENEC SAA
	Safety Standards	EN61347-1:2015,EN61347-2-13:2014/A1:2017, EN62493:2015, AS/NZS IEC61347.2.13:2013, AS/NZS 61347.1:2016
	EMC Standards	EN55015:2013/A1:2015,EN61000-3-2:2014, EN61000-3-3:2013,EN61547:2009
	Performance	EN62384
	Surge	L-N/2KV
Others	RoHS	complied to 2011/65/EU
	Life Time	50000h @ 45°C (Ta)/ 90°C (Tc)
	Warranty	5years , F.R. < 10000ppm
<p>Remark: 1.All Parameters, if not specified, are measured at 230VAC/50Hz and 25°C ambient temperature.</p> <p>2.LED Driver is a component of the luminaires, Luminaires and wire layout will affect the EMC, please check the EMC with end products again.</p> <p>3.Only for LED lamp,when using resistance load as constant voltage,please unload the light before loading.</p>		

### 2. Label



### 3. Dimension (Unit: mm)




### 4. Packing information

Carton L*W*H(mm)	Pcs/Carton	Net weight/ Pcs(kg)	Net weight/ Carton(kg)	Gross weight / Carton(kg)
450*240*200	65	0.16	0.75	11.15

### 5. Wiring Diagram

KGP Electronics GmbH  
Hueckstraße 19  
DE-58511 Lüdenscheid



**Fig. A: FV60W24CG 1-10**

**6. Dimming curve**

